

# SWINGLE PRUNING STANDARDS



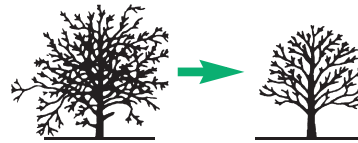
*When it comes to your outdoors,  
choose Swingle.™*

Swingle has prepared this brochure to  
better communicate pruning terms and  
recommendations to our customers.

These terms conform to ANSI-A300 standards recommended  
by the International Society of Arboriculture and the Tree Care  
Industry Association. Such definitions are your assurance of  
exactly what Swingle will be doing when "pruning" your land-  
scape plantings.

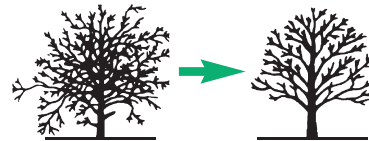


## SHADE & ORNAMENTAL TREES



### PRUNE OVERALL

- > Reduce overall size 2 - 6 feet or as specified.
- > Thin interior one-quarter or as noted.
- > Remove deadwood 1/2" diameter and larger.
- > Remove broken and hanging branches.
- > Remove old stubs.
- > Clear from walks and structures.
- > (Only if noted) Remove lower branches to provide more space under tree.



### STANDARD PRUNE

- > Same as "Prune Overall" except no real reduction in size.




### HAZARD OR CITY CODE PRUNE

- > Remove deadwood 2" diameter and larger.
- > Remove broken and hanging branches.
- > Provide 8' clearance over sidewalk and 13-1/2' clearance over streets and alleys curb to curb.

### CUSTOM PRUNE

- > Do only what is stated on work order - nothing more, nothing less.

## EVERGREENS



### PRUNE LIGHTLY

- > Tip back extra long ends only. Done to new plants to encourage thicker growth.
- > No deadwood removed unless specified.

### PRUNE

- > Cut back only to shape and control size.
- > No deadwood removed unless specified.

### PRUNE HARD

- > Cut back as much as possible to control size and shape. May cause a temporary woody appearance.
- > No deadwood removed unless specified.

### ROUGH SHEAR

- > Shear long ends back with minimum reduction in size.
- > No deadwood removed unless specified.

### SHEAR

- > Shear back one or two years growth to obtain formal shape.
- > No deadwood removed unless specified.

### SHEAR HARD

- > Shear back maximum amount. May cause temporary browning and/or woody look.
- > No deadwood removed unless specified.

### CUSTOM PRUNE

- > Do only what is stated on work order - nothing more, nothing less.

## DECIDUOUS SHRUBS



Before



After

### PRUNE LIGHTLY

- > Cut back extra long ends only.
- > Remove deadwood 1/2" diameter and larger.



### PRUNE

- > Remove one-fourth of the oldest canes.
- > Cut back one foot, or as needed to shape.
- > Remove deadwood 1/2" diameter and larger.



### PRUNE HARD

- > Remove one to two-thirds of the oldest canes.
- > Cut height and width back to size specified.
- > Remove deadwood 1/2" diameter and larger.



### SHEAR

- > Use electric shears to shape back to old cuts, or reduce height and width as specified on work order.
- > No deadwood removed unless specified.

### CUSTOM PRUNE / CUSTOM SHEAR

- > Do only what is stated on work order - nothing more, nothing less.

## SPRUCE & PINES



Before



After

### PRUNE OVERALL

- > Cut back to create a conical or natural shape.
- > Remove deadwood 1/2" diameter and larger inside lower one-third of tree.

### STANDARD PRUNE

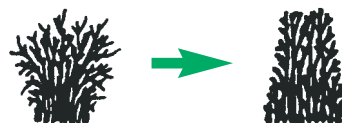
- > Same as "Prune Overall", but no deadwood removed.



### SHEAR

- > Using electric shears to create a formal appearance.
- > No deadwood removed unless specified.

## HEDGES



- > Shear and cant sides so top is narrower than bottom (approximately 80 degrees).
- > Reduce to specified height, flatten top.
- > No deadwood removed unless specified.

## STUMP GRINDING

Grinding stump to 6" depth or as specified, removing 50% of grindings and backfilling with soil. Removing lateral surface roots and mound area (only if specified).

Swingle does not assume responsibility for damage done to underground utilities and sprinkler lines while performing services. **Utility notification is required before any stump grinding can take place.**

## GLOSSARY

**PRUNING:** Informal, selective cutting of branches with hand or power tools to maintain natural shape.

**SHEARING:** Formal trimming of plant with electric trimmers to achieve smooth and symmetrical appearance.

**CLEAR:** Process of cutting back branches just far enough to clear sidewalk, street, driveway, structure, etc., or to meet city code where necessary.

**RAISE SKIRT:** Cutting back/off lowest branches to obtain more space beneath tree. Height to raise specified on work order.

**REMOVAL:** Cutting plant down to a low stump (less than 3" above ground). Only debris cut will be cleaned up and hauled away unless specified on work order.



A 100% guarantee that all work will be done correctly and to your complete and total satisfaction.

Serving Colorado Since 1947



Denver Castle Rock / Boulder 303.337.6200	Monument 719.302.5117	Fort Collins Loveland / Greeley 970.221.1287	Longmont 720.204.1846
---	--------------------------	--	--------------------------

[www.myswingle.com](http://www.myswingle.com)

Copyright 2007 Swingle, Inc. All rights reserved.

PSB 0410